

Packaging for your life.



ALUMINIUM TUBES ALUMINIUMTUBEN

METAL

recycles
forever

THREAD AND DIAMETER

GEWINDEART UND DURCHMESSER

THREADS AND ORIFICES D3/D2 GEWINDE UND ÖFFNUNGEN D3/D2	D3/D2		D1 mm											
	98	11	13.5	16	19	22	25	28	30	32	35	40	45	
M7/3.5		x	x	x										
M9/5.5			x	x	x	x	x	x	x					
M11/7					x	x	x	x	x	x	x	x	x*	
M13/7						x**	x**	x**	x**	x**	x**			
M15/10								x	x	x	x	x	x*	
M20/15											x*	x*	x*	

*only round open

**only with plastic nozzle / ring

*nur rund offen

**nur mit Kunststoffgewindenippel/-ring

BODY LENGTH L1

MANTELLÄNGE L1

	D1 mm												
	98	11	13.5	16	19	22	25	28	30	32	35	40	45
min.	45	47	50	65	75	95	90	100	100	110	102	130	130
max.	55	77	110	120	145	160	185	180	200	185	210	230	230

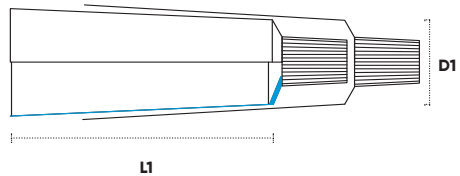
Lengths outside tolerance on request.

Längen außerhalb der Toleranz auf Anfrage.

SHAPES | FORMEN



Cylindrical aluminium tubes
Zylindrische Aluminiumtuben



Conical tubes

For all diameters between 13,5 and 35,0 we offer standard conical angles on request max. length 200 mm.

Konische Tuben

Für alle Durchmesser zwischen 13,5 und 35,0 bieten wir Standardkonifizierungswinkel auf Anfrage max. Länge 200 mm.

VOLUME AND LENGTHS

VOLUMEN UND LÄNGEN

99,7 % Aluminium

ml	D1 mm												
	98	11	13.5	16	19	22	25	28	30	32	35	40	45
2	45												
3		51											
4		63											
5		75	56										
6			63										
7			71										
8			79										
9			86	67									
10			94	73									
15				100	77								
20					97								
25					116								
30					135	109							
40						137	113						
50							135	113	102				
60							157	131	117				
70							179	149	133	120			
80								166	149	134	117		
90									164	148	129		
100									179	162	140		
110									195	175	152		
120											163	132	
125											169	136	
150											197	159	131
175												181	149
200												202	167
250													202
275													219
Triple fold / Dreifachfalz	+4	+4	+4	+4	+5	+5	+5	+5	+5	+5	+5	+5	+5
Saddle fold / Sattelfalz	+8	+8	+8	+8	+11	+11	+11	+11	+11	+11	+11	+11	+11

Filling volume for cylindrical aluminium tubes with double fold (according to DIN 55 542) - fold length according DIN 5060.

Attention please

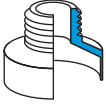
The indicated lengths are not legally binding. The required length **must** be finally determined by the filler/customer.

Füllinhalte für zylindrische Aluminiumtuben mit Doppelfalz (nach DIN 55 542) - Falzlänge nach DIN 5060.

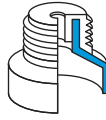
Achtung

Die Längenangaben sind nicht rechtsverbindlich. Die benötigte Tubenmantellänge **must** durch den Auftraggeber festgelegt werden.

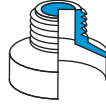
VERSIONS | VARIANTEN



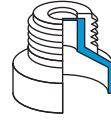
STANDARD ROUND
NORMAL RUND



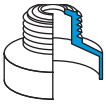
PLASTIC THREAD OPEN
KUNSTSTOFF-
GEWINDENIPPEL



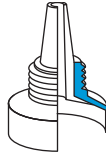
MEMBRANE
MEMBRANE



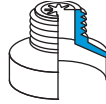
PLASTIC THREAD WITH MEMBRANE
KUNSTSTOFF-
GEWINDERING MIT
MEMBRANE



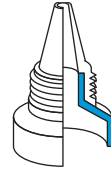
REDUCED ORIFICE
SPARÖFFNUNG



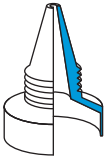
INSERTED PLASTIC NOZZLE
KUNSTSTOFFKANÜLE
DURCHGESCH.



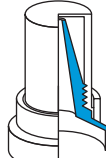
STAR ORIFICE
STERNÖFFNUNG



PLASTIC NOZZLE
KUNSTSTOFFKANÜLE



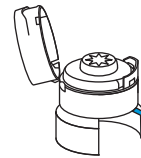
METAL NOZZLE
METALLKANÜLE



TAMPER EVIDENT CAP
ORIGINALITÄTS-
VERSCHLUSS



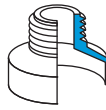
SPONGE APPLICATOR
SCHWAMMAUFTRÄGER



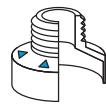
**PUSHED-ON ORIENTATED
TAMPER-EVIDENT FLIP-TOP CLOSURE**
AUFGEPRELLTER, AUSGERICHTETER
ORIGINALITÄTSGESICHERTER
KLAPPDECKELVERSCHLUSS



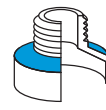
RIDGED SHOULDER
SCHULTER GERILLT



SMOOTH SHOULDER
SCHULTER GLATT



TACTILE SYMBOLS
WARNDREIECKE/BLIN-
DENZEICHEN



LACQUERED SHOULDER
SCHULTER LACKIERT

Please contact us for information about the right combination options.
Fragen Sie uns gerne nach den passenden Kombinationsmöglichkeiten.